




CAMBRIDGE  
UNIVERSITY PRESS



CAMBRIDGE ENGLISH  
Language Assessment  
Part of the University of Cambridge



# Home **FUN** booklet



Melissa Owen

2

For the revised Cambridge English: Young Learners (YLE)


# Animals



jellyfish

boat

1 Write and draw lines.



.....



.....



.....



.....



.....



.....




.....

.....



.....



.....



2 Read and complete the descriptions.  
What animal is it?

~~green~~ short legs ~~jump~~ brown black and white long tail  
legs milk eggs green brown and red ~~long legs~~ run



It's ..... green .....  
It has ..... long legs .....  
It can ..... jump .....  
It's a ..... frog .....



It's .....  
It has a .....  
It can .....  
It's a .....




It's .....  
It has four .....  
It can make .....  
It's a .....



It's .....  
It has two .....  
It can give you .....  
It's a .....



3 Draw and colour an animal. Write about your animal.



My animal is a/an

.....

It is .....

It has .....

.....

It can .....

.....

4 Say a letter of the alphabet and say an animal.

B – bird, bee!



J – jellyfish!



5 Can you find the animals?



How do you spell the words?



\_\_\_\_\_



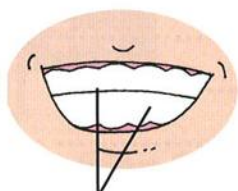
\_\_\_\_\_



# The body and face



1 Colour the words. Write.



teeth



\_\_\_ m



e \_\_\_



\_\_\_ e



\_\_\_ c \_\_\_



\_\_\_ e \_\_\_



h \_\_\_



\_\_\_ o \_\_\_



\_\_\_ e

e	a	r	l	x	h	a	n	d	o
z	z	s	h	m	t	a	r	m	q
c	f	e	i	a	r	s	t	i	b
g	l	e	y	e	h	g	w	r	d
s	i	d	f	a	c	e	f	e	n
a	d	z	i	e	e	l	e	f	o
t	e	e	t	h	t	p	e	m	s
o	l	e	d	m	o	u	t	h	e

2 Read and write.

brown					

brown big small long green black  
short blonde red white

3

### Read and draw the monster. Colour.

I've got long red hair.

I've got three small eyes. My eyes are green.


I've got a big, purple nose.

I've got a big mouth with five small teeth.

My body is big.

I have five arms – two are long and three are very long.

I have three legs – they look like pineapples!



4

### Draw your monster. Write.

My monster!	
hair	
eyes	
nose	
mouth	
teeth	
ears	
arms	
body	
legs	



Tell your family about your monster.



We say: I've got brown hair.

Not: I've got a brown hair.



# Clothes



## 1 Draw lines to match.

skirt bag trousers baseball cap jacket glasses



shorts dress shirt jeans sock

## 2 Find and colour clothes for Anna.

table	T-shirt	hat	shorts	bag
grandmother	boots	tree	monster	horse
happy	glasses	jeans	football	giraffe
chair	cow	skirt	car	kite
tomato	socks	shirt	beach	bike
dress	trousers	colour	brown	pink

Start

The end!




## 3 Draw and colour.

- 1 The green jeans are next to the white hat.
- 2 Draw two blue socks next to the jeans.
- 3 The purple jacket is next to the trousers.
- 4 The green shirt is under the baseball cap.
- 5 Draw some red shorts between the shirt and the dress.




**4 Draw your favourite clothes. Write.**



This is me. I'm wearing my .....  
 .....  
 .....  
 I like them because .....  
 .....

**5 Find a photo of your mum or dad. What are they wearing?**



This is my .....  
 He / She is wearing .....  
 He / She has got .....  
 .....  
 .....

**6 Fun at home** In your house, what clothes can you see? Put a note on five different clothes in your room.



How do you spell the words?



-----

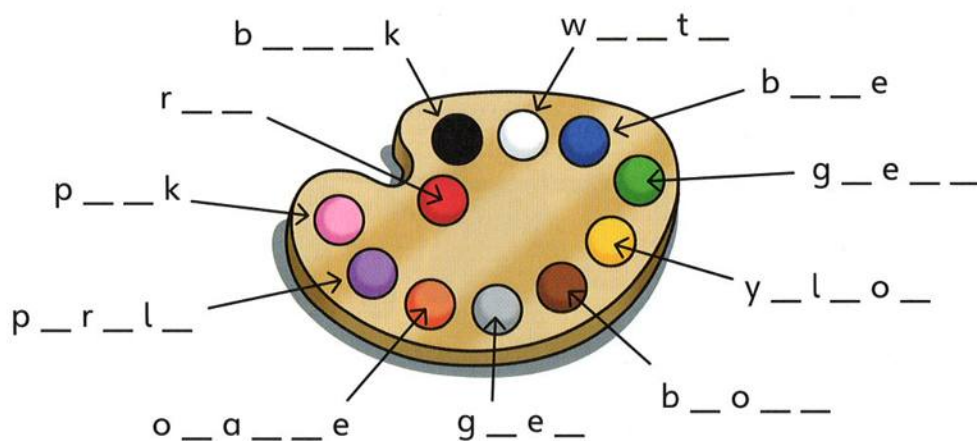


-----

# Colours



## 1 Write the colours.



## 2 Decide colours. Colour the numbers.

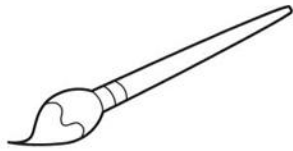
colour 1 = ..... colour 4 = ..... colour 7 = .....  
 colour 2 = ..... colour 5 = .....  
 colour 3 = ..... colour 6 = .....



3

Write and colour.

1



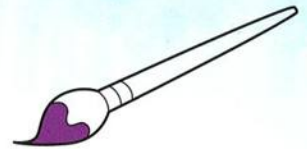
.....

+



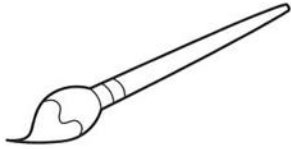
.....

=



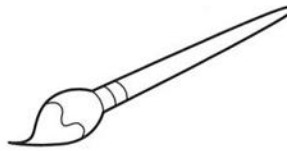
.....purple.....

2



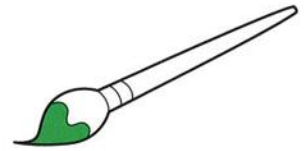
.....

+



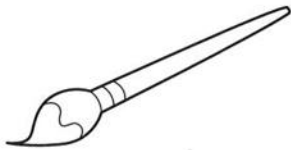
.....

=



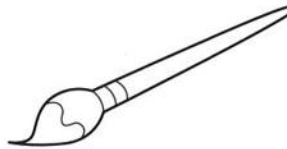
.....

3



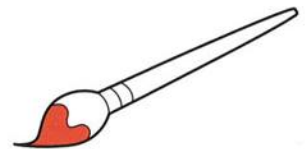
.....

+



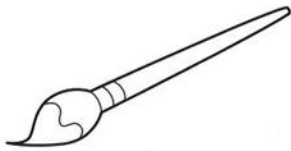
.....

=



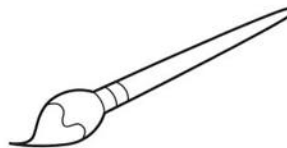
.....

4



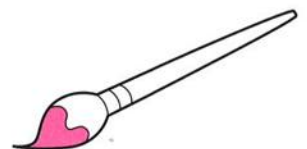
.....

+



.....


=



.....

4

Choose three colours. Write your favourite things.



Example:

.....the sea.....  
 .....mummy's eyes.....  
 .....my new jeans.....



.....  
 .....  
 .....



.....  
 .....  
 .....



.....  
 .....  
 .....

Tell your family about the colour of your favourite things.



Are they male or female? Write the words in the table.

brother grandfather mother sister grandma dad ~~cousin~~ father  
parent grandpa classmate grandparent mum grandmother



cousin


**Draw lines. Write the words.**

me grandmother mother ~~father~~ sister grandfather brother

Nick

mother


father



Bill

This is my family! My dad's name is Nick and he likes taking photos. My mum is Grace and she loves the colour purple. My baby brother Dan loves frogs! My sister Lucy loves football and she plays every day. My grandpa's name is Bill and my grandma's name is May. They like walking in the park. I'm Alex and I like climbing trees! Oh and I forgot! Our cat is Tom and he loves eating our shoes!

**3** Make your family tree. Write about your family.



This is my family tree. My mum's name is ..... and she loves .....  
..... . My dad is ..... and he likes .....  
My grandparents' names are ..... and ..... . They  
like ..... . I have / haven't got .....



How do you spell the word?



# Food and drink

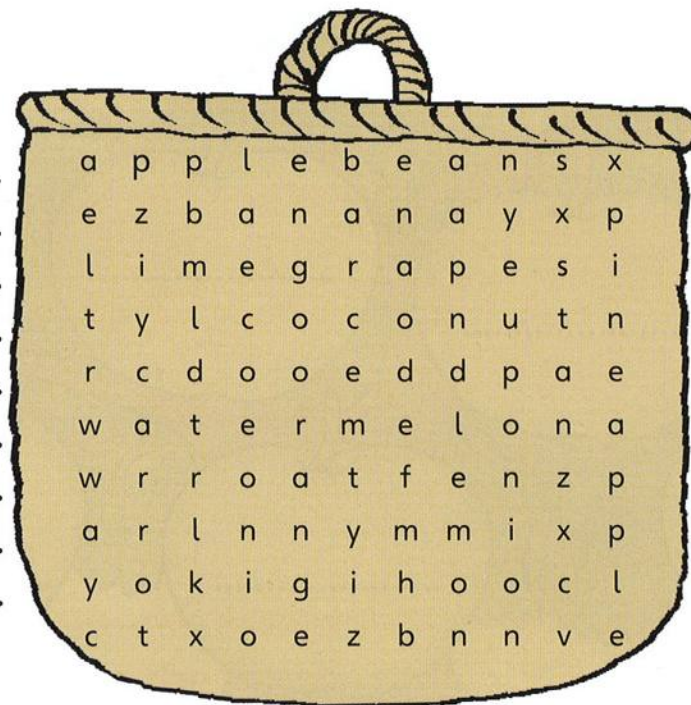


- 1 Find fruit and vegetables. Write the words in the correct group.

Fruit



.....  
 .....  
 .....  
 .....  
 .....  
 .....  
 .....



Vegetables



.....  
 .....  
 .....

2

Complete the menu.

## Today's menu



ch \_ c \_ e \_  
and r \_ \_ e



t \_ \_ at \_ \_ s  
and \_ g \_ s



j \_ i \_ e



water \_ r



s \_ \_ us \_ g \_ \_



ch \_ co \_ \_ t \_  
c \_ k \_



mi \_ \_



b \_ u \_ r \_ g \_ e \_ r  
and c \_ \_ \_ \_ s



p \_ \_ z \_ \_ a



i \_ \_ e \_ c \_ r \_ \_ a \_





f \_ \_ s \_ \_ and  
po \_ \_ at \_ \_ s



h \_ \_ t  
ch \_ \_ c \_ \_ l \_ \_ t \_

### 3 Unscramble the words.



### 4 Write about you.

For breakfast

😊😊 I love	😊 I like	😞 I don't like

For lunch

😊😊 I love	😊 I like	😞 I don't like

For dinner

😊😊 I love	😊 I like	😞 I don't like

### 5 Fun at home Make a juice drink. Write the fruit in your drink.



My drink has got:

.....

.....

.....

.....

# The home



## 1 Write and draw lines.



b e d



c \_ p \_ \_ a \_ \_



r \_ \_



b \_ \_ k \_ a \_ \_



d \_ \_ \_



l \_ \_ \_



m \_ \_ r \_ \_



a \_ \_ c \_ \_ i \_ \_



t \_ \_ \_ v \_ s \_ \_ n


## 2 Write the names. What can you see?



Room: bathroom

There is a mirror

There is a \_\_\_\_\_



Room: \_\_\_\_\_

There is a \_\_\_\_\_

There is a \_\_\_\_\_



Room: \_\_\_\_\_

There is a \_\_\_\_\_

There is a \_\_\_\_\_



Room: \_\_\_\_\_

There is a \_\_\_\_\_

There is an \_\_\_\_\_



Room: \_\_\_\_\_

There is a \_\_\_\_\_

There are \_\_\_\_\_

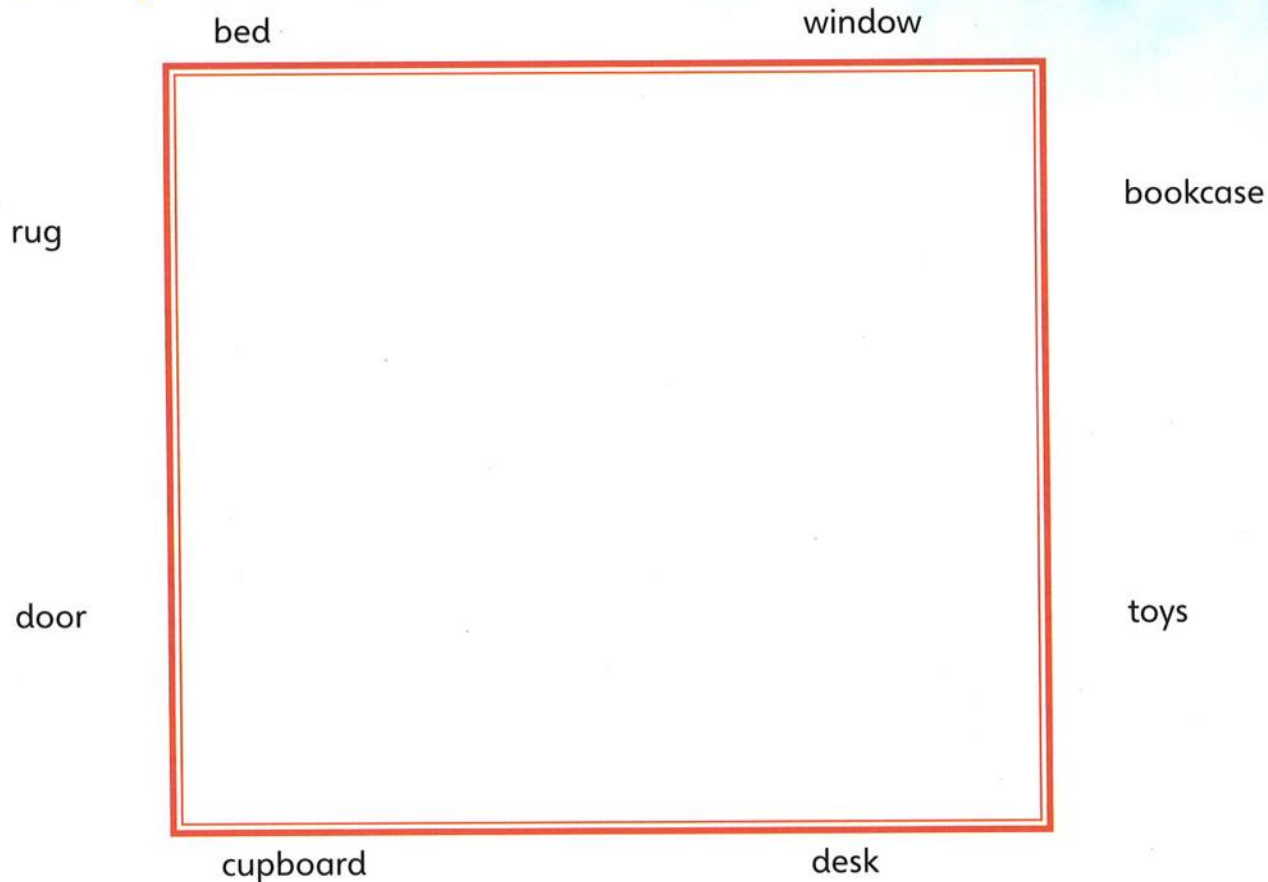


Place: \_\_\_\_\_


There is a \_\_\_\_\_

There are \_\_\_\_\_

3 Draw your bedroom. Draw lines.



4 Fun at home Label a room in your house. You need stickers and a pen. Tell your family.



How do you spell the word?




-----

# School



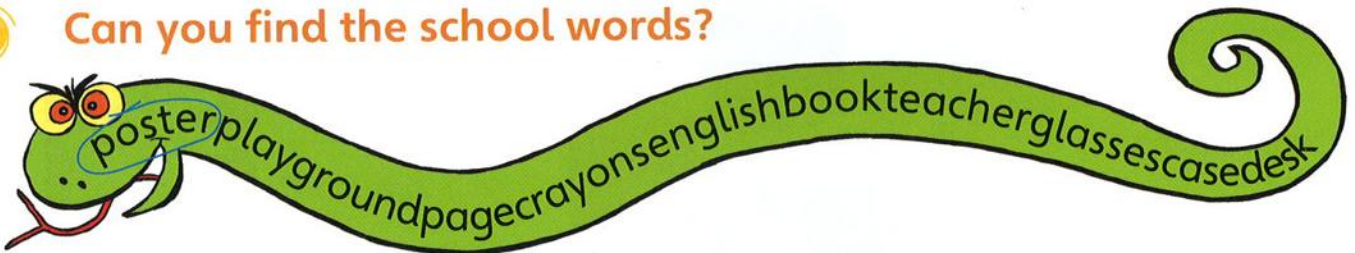
## 1 Look. Read and colour.



### Can you find...?


- |   |                                   |   |                                   |
|---|-----------------------------------|---|-----------------------------------|
| 1 | 1 book. Colour it yellow.         | 4 | 4 rulers. Colour them orange.     |
| 2 | 2 school bags. Colour them brown. | 5 | 5 pencil cases. Colour them pink. |
| 3 | 3 erasers. Colour them blue.      | 6 | 6 pencils. Colour them green.     |

## 2 Can you find the school words?



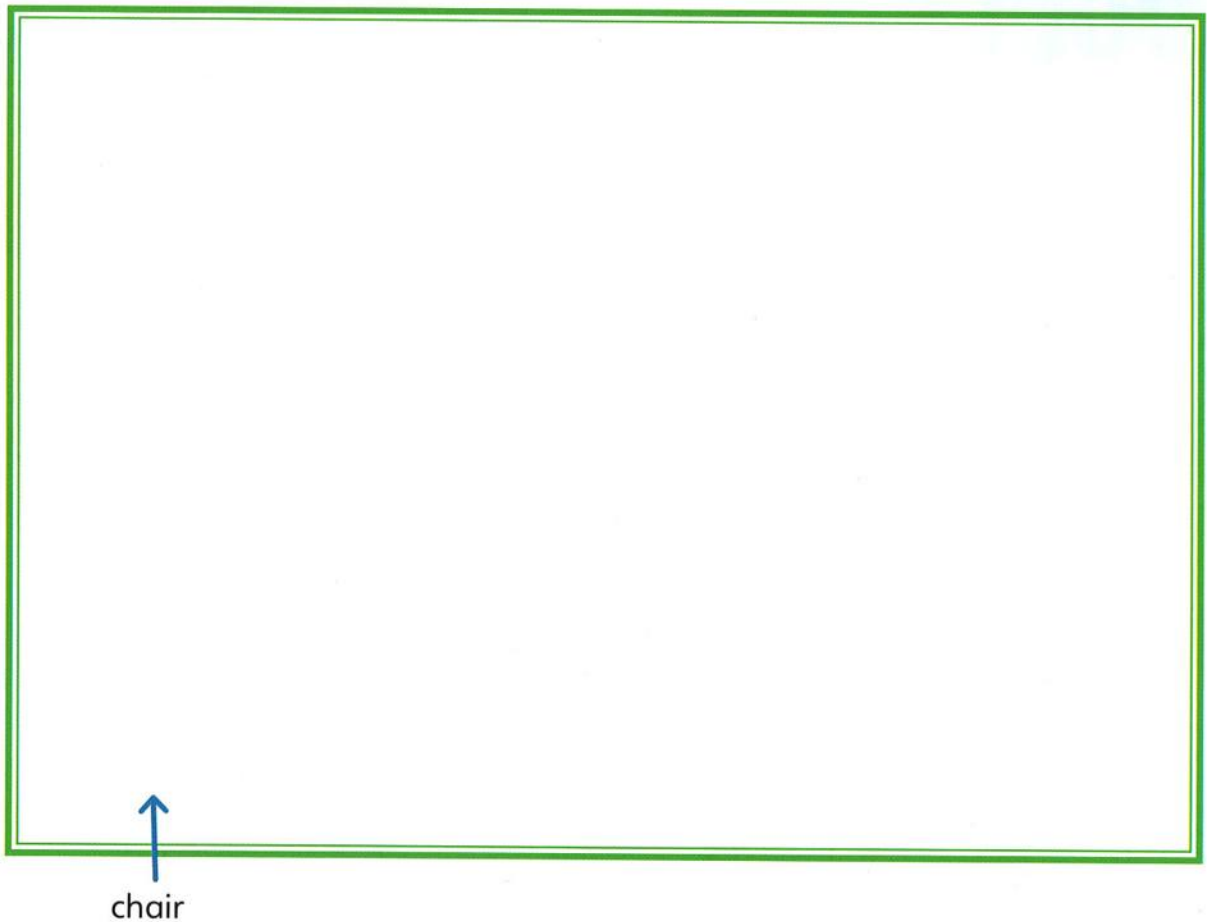
## 3 Read and draw.

Draw a whiteboard.  
 Draw a brown desk under the whiteboard.  
 There's a teacher next to the desk.  
 There's a red pencil case under the desk.  
 There's an English book in the teacher's hand!



4

Draw your classroom. Write what you can see.



5

Look at Grace's schoolbag.



In my bag I've got  
a book, a ruler, two  
pencils, a banana, an  
apple and juice.

What's in *your* schoolbag? Tell your family!

# Sports




## 1 Read and match. Draw lines.

ten  
basket  
badmin  
table  
swim  
hock  
base

ball  
ming  
nis  
ey  
ball  
tennis  
ton



## 2 Match.



kick

hit

catch

throw

bounce

## Read and write.

### Basketball

You can  
b.....,  
th..... and  
c..... the ball.

### Hockey

You can h.....  
the ball with a  
st.....k.

### Tennis


You can b.....  
and h.....  
the ball with a  
r.....t.

### Football

You can k.....  
and t..... the  
ball.

3

Complete the table with sports.



Tell your family.



I love fishing.  
I don't like  
basketball.

4

Fun at home Play with your family. Mime and draw.



Key:

= mime

= draw

3 bounce a ball	4 catch a ball	11 play tennis	12 run	<b>Finish</b>
2 go to the beach	5 play hockey	10 hockey stick	13 play badminton	18 table tennis bat
1 play baseball	6 skateboard	9 fly	14 tennis racket	17 throw a ball
<b>Start</b> 	7 jump 10 times	8 ride a horse	15 play basketball	16 swim in the sea


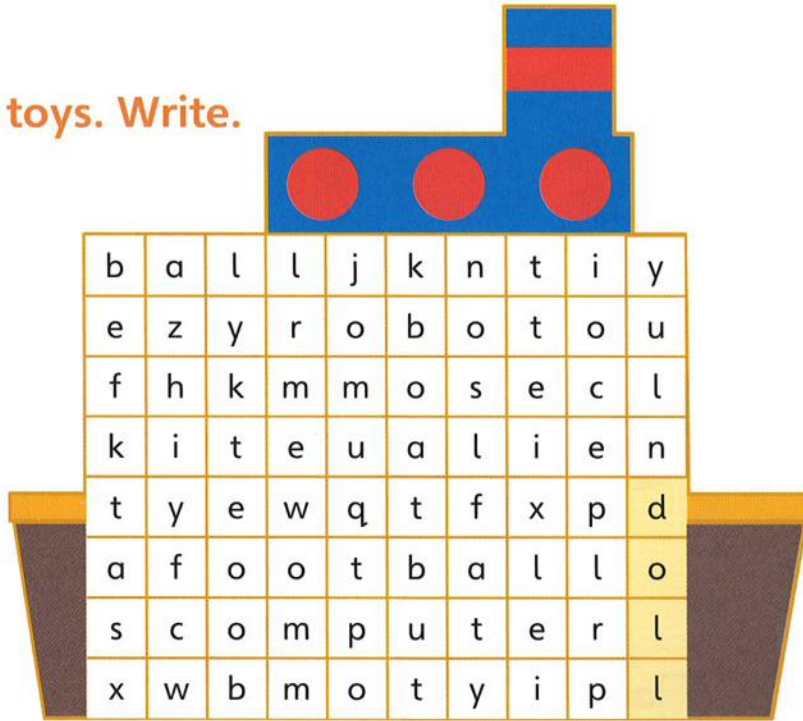
# Toys



1 Circle the toys. Write.



doll



2 Read. Colour. Write.








One green ..... computer

Two pink .....

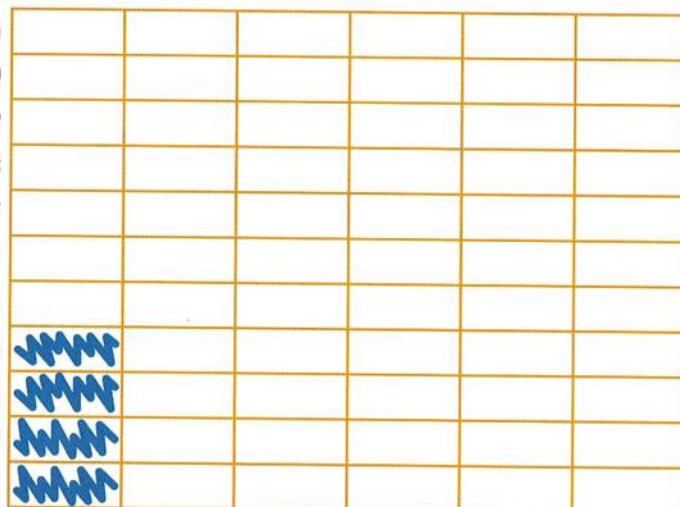
Three orange .....

Four blue .....

Five red .....



Count the toys. Colour and write.



dolls	robots	balls	kites	toy cars	video games
-------	--------	-------	-------	-------------	----------------

.....

**Draw your favourite toys. Write.**

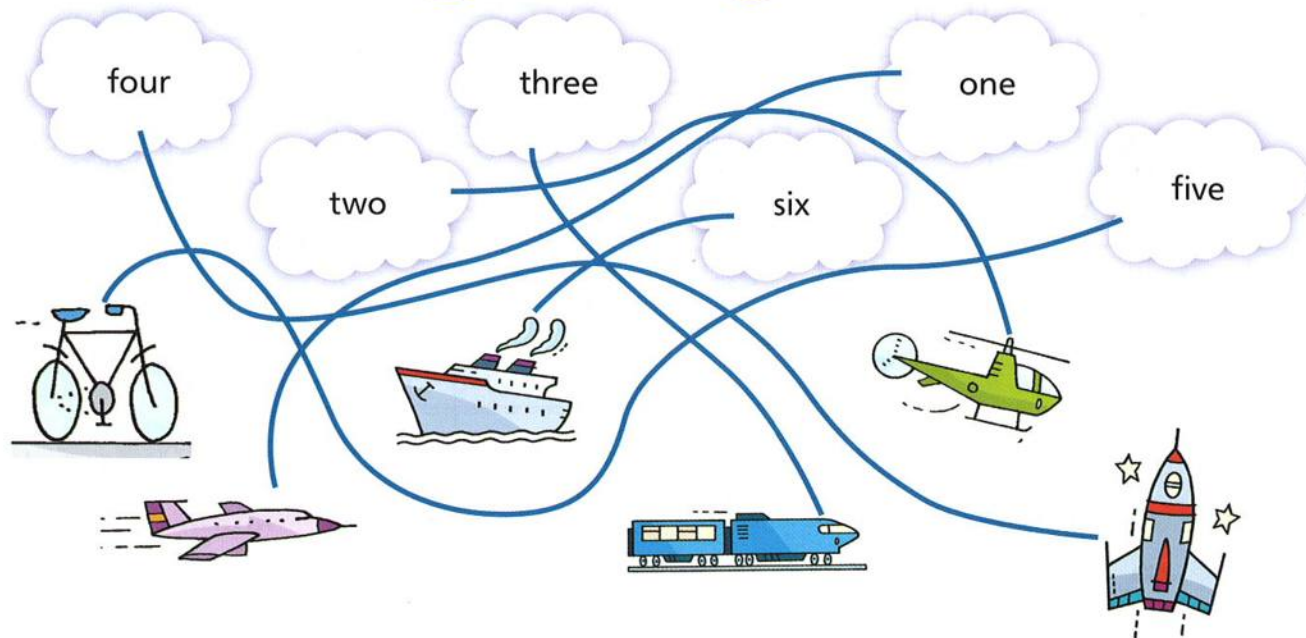
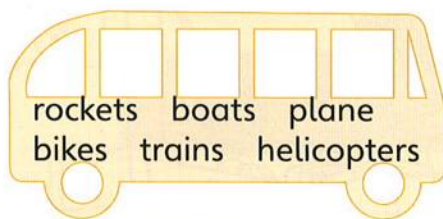


ball

# Transport



## 1 Look and write.



one .....  
two helicopters

three .....  
four .....

five .....  
six .....







## 2 Read, draw and colour.

Colour the rocket orange.  
Draw a red plane under the rocket.  
Draw two blue bikes under the plane.  
Draw a green school bus next to the bikes.



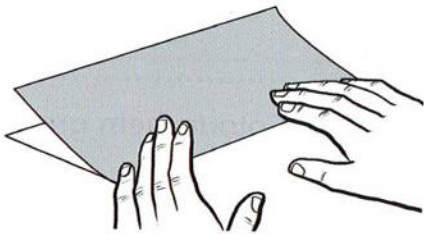
3

Look out of the window for five minutes and count.

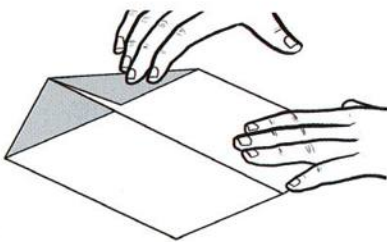
	
	
	
	
	
	

4

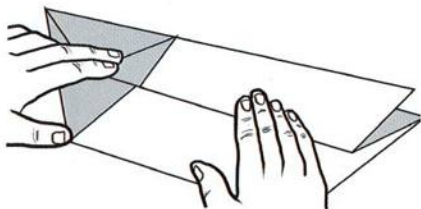
**Fun at home** Make a paper plane. Show your family. You need paper and your hands.



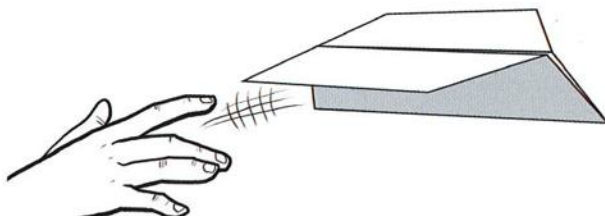
Do this.



Now do this.



Now do this.




Make your plane fly!


# Numbers




## 1 Look and write and colour.




.....one  
Colour it pink.



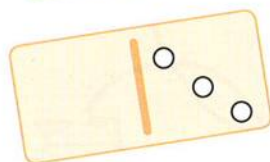
.....  
Colour them purple.




.....  
Colour them blue.



.....  
Colour them grey.




.....  
Colour them black.




.....  
Colour them brown.




.....  
Colour them green.




.....  
Colour them orange.




.....  
Colour them yellow.



.....  
Colour them green and white.



.....  
Colour them red.



.....  
Colour them blue and orange.

## 2 Read and colour.

Number thirteen is green.  
Number fifteen is grey.  
Number twenty is pink.  
Number fourteen is orange.  
Number eighteen is blue.  
Number sixteen is red.  
Number seventeen is yellow.  
Number nineteen is purple.



13



14



15



16



17



18



19



20

3

Look at your bedroom. Count. Write.

Things	How many?
	
	
	
	
	
	

In my bedroom I have got

.....

.....

.....

.....

.....


.....

4

Colour. Look and tell your family.



I can see three brown cows.



# Places




1 Write the names of the places.



.....toyshop.....


o h  
y t o  
p s



.....  
o t a  
n i s t



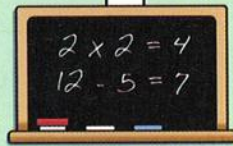
.....  
r k p  
a



.....  
a e  
b h c



.....  
s e  
h o u



.....  
o s  
l o c  
c



.....  
t l f  
a

.....  
n e d  
g r a



.....  
o i  
n i e s  
e l t v  
i s u  
o d t



.....  
o k h o  
o b p s

2 Lucy's day. Look at the things. Where is she going?








Write.


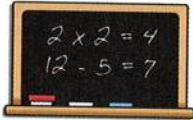

- 1 .....book - bookshop.....
- 2 .....
- 3 .....
- 4 .....
- 5 .....

beach bookshop station  
toy shop park

3

Write about your town.

Place	✓/× How many?
	
	
	
	
	

Place	✓/× How many?
	
	
	

In my town there are .....

There is a .....

There isn't a .....

There are lots of .....


There aren't any .....

.....


.....

4

Look at Ben's street.



Draw your street and write what is in the street.



# Time



## 1 Find words. Write.



afternoon



## 2 Look, read and write.

have lessons watch TV go to school have a bath have dinner  
have breakfast go to sleep get up put on clothes say goodbye have lunch



In the morning, I get  
up and put on my  
clothes. I have  
breakfast. I go to  
school.



In the afternoon, I .....



In the evening, I .....



At night, I .....

3 My day! This is Ben.

I like the afternoon. I play basketball with my friends.



What's your favourite time of day? Draw and write.



My name is .....

I like .....


I play .....

I go .....


4 Your day. Draw and tell your family.



morning



afternoon



evening



night

In the morning ..... *I get up and have breakfast.* .....


In the afternoon I .....

In the evening I .....

At night I .....



How do you spell the words?



m \_ \_ \_ \_ \_



e \_ \_ \_ \_ \_

# The world around us



## 1 Circle and write.



beach




.....



.....



.....



.....



.....




.....



.....

## 2 Read, draw and colour.

- Colour the sun orange.
- Draw three trees under the sun.
- Draw two big fish in the sea, next to the boat.
- Colour the fish pink.
- Colour the sea blue.
- Colour the man's hat red.
- Colour the woman's hat green.
- Colour the sand yellow.



3

## Look and read. Write *True* or *False*.

Example It's a sunny day at the beach.

*True*

1

There's a monkey in the tree.

2

Two girls are playing with a ball.

3

A woman is sleeping under the tree.

4

Three birds are flying.

5


There is a cat in the boat.

6

There are two boats on the sea.







7

There are no shells on the beach.



4

## Fun at home Look outside your window. What can you see? How many are there?

Things	How many? 0? 1? 2?
	1
	
	
	
	
	

The author would like to thank all her friends and colleagues at IH Córdoba for their help and inspiration over the years.

The author and publisher would like to thank the ELT professionals who reviewed the material at different stages of development: Lisa McNamara, Spain; Sarah Moore, Italy; Duygu Ozkankilic, Turkey; Jessica Smith, Italy.

Freelance Editorial Services by Trish Burrow.

Design and typeset by Wild Apple Design.

Cover design and header artwork by Chris Saunders (Astound).

Sound recordings by Ian Harker and dsound recording studios, London.

The authors and publishers acknowledge the following sources of copyright material and are grateful for the permissions granted. While every effort has been made, it has not always been possible to identify the sources of all the material used, or to trace all copyright holders. If any omissions are brought to our notice, we will be happy to include the appropriate acknowledgements on reprinting and in the next update to the digital edition, as applicable.

The publishers are grateful to the following for permission to reproduce copyright photographs and material:

Key: L = Left, C = Centre, R = Right, T = Top, B = Below, B/G = Background

Laetitia Aynié (Sylvie Poggio Artists Agency) pp.10(T), 23(B), 26(B); Joanna Boccardo 28(B) afternoon, morning, night, evening; Adrian Bijoo (Advocate Art) pp. 6(B), 7(C), 15(C), 20(B), 21, 30(T) sand; Chris Embleton-Hall (Advocate Art) pp. 6(T), 8(T), 16(T), 31(T) street, water; Andrew Elkerton (Sylvie Poggio Artists Agency) pp. 2(T) (B), 3(B), 8(B), 13(B), 26(T) beach, blackboard, 30(T) beach; Clive Goodyer (Beehive Illustration) pp. 4, 6(C), 22(T), 23(T), 27(B), 28(T) birthday, watch, calendar; Andrew Hamilton (Elephant Shoes Ink Ltd) pp. 6(T), 25(T), 26(T) garden; Brett Hudson (Graham-Cameron Illustration) pp. 5, 7(B), 11(B), 15(B), 18, 26(T) book, 29(B); Kelly Kennedy (Sylvie Poggio Artists Agency) pp. 17 (BR); Nigel Kitching pp. 4, 14 (T), 17(BL), 19(B); Arpad Olbey (Beehive Illustration) pp. 3(C), 10(B), 25(B), 29 (T), (C), 30(B); Anthony Rule pp. 12(B), 26(T) toyshop; Pip Sampson pp. 14(B), 30(T) sea, tree, 31(B); Melanie Sharp (Sylvie Poggio Artists Agency) pp.13(B); Jo Taylor pp. 26(T) park; Theresa Tibbetts pp. 30(T) sun; Matt Ward (Beehive Illustration) pp. 14(B) garden, 20(T), 26(T) train station, television studio; Sue Woollatt (Graham-Cameron Illustration) pp. 11(T), 12(T), 22(B), 24.

# Home FUN booklet

## 2

This *Home Fun Booklet* supports students on their *Cambridge English: Young Learners (YLE)* journey. It is a fun way to use English at home in real life situations.


- Practise the vocabulary for *Cambridge English: Starters*
- Have fun, be creative and play games in English with family and friends
- Check you know how to spell key words from the *Cambridge English: Starters* vocabulary list



CEFR	Cambridge English Scale	Booklet Level	Cambridge English Exam
A2	120-139	6	Cambridge English: Flyers (YLE Flyers)
		5	
A1	100-119	4	Cambridge English: Movers (YLE Movers)
		3	
	80-99	2	Cambridge English: Starters (YLE Starters)
		1	



This Home Fun booklet is the Fun for Starters pack edition.



ISBN 978 1316 635896

ISBN 978-1-316-61746-5



9 781316 617465 >